

Full amount filtration equipment of discharged water from barrel process.

Ostle

オストル

One machine can cover 5 processes.
Space saving, energy saving and resources saving have been achieved!
Easy extension and addition of equipment responding to increase of discharged raw water.



Tipton Corp.

One Machine Applying to 5 Processes

Space Saving

Energy Saving

Resources Saving

Benefit

Point1 Space Saving (Reduced foot print by 1/5).

5 processes of physical-chemical treatment such as coagulating sedimentation, pressure floatation, filtration and dehydration, are centralized to this model. All you need for the processes are chemical treatment (prior treatment) and Ostle.

Point2 Energy Saving (Drastic cost reduction achieved).

Ostle runs by sole power source of filtration pump and free from other equipments necessary for physical process, such as stirrer, conveying pump, vacume pump and dehydrater, and it is easy for operation and maintenance.

Point3 Resource Saving (Drastic reduction of consumption of chemicals).

Ostle requires no flocculating agent, sedimentation accelerator and filter aid, which contributes to reduction of chemicals and sludge as industrial waste. This contributes to cost reduction of industrial wastes.

Point4 Easy for Extension and Addition of Equipment in Case of Increase in Discharged Water.

Ostle can be easily enhanced its treatment capacity of discharged water, if filter plate units and side bars are purchased and installed.



Polymer coagulating tank and coagulating sedimentation tank are not required, which are required by conventional coagulating sedimentation equipment.

Application

● Also effective for discharged water other than those of barrel finishing process.

Discharged Water of
Painting Process

Discharged Water of
Chemical Conversion Coating

Acidic and Alkalic
Discharged Water

Discharged Water of
Die-cast Mold Release

Plating

Almite Process

Ceramics

Ferrite

Tile

Siding Board

Discharged Water of
Cutting Process

etc.

Data

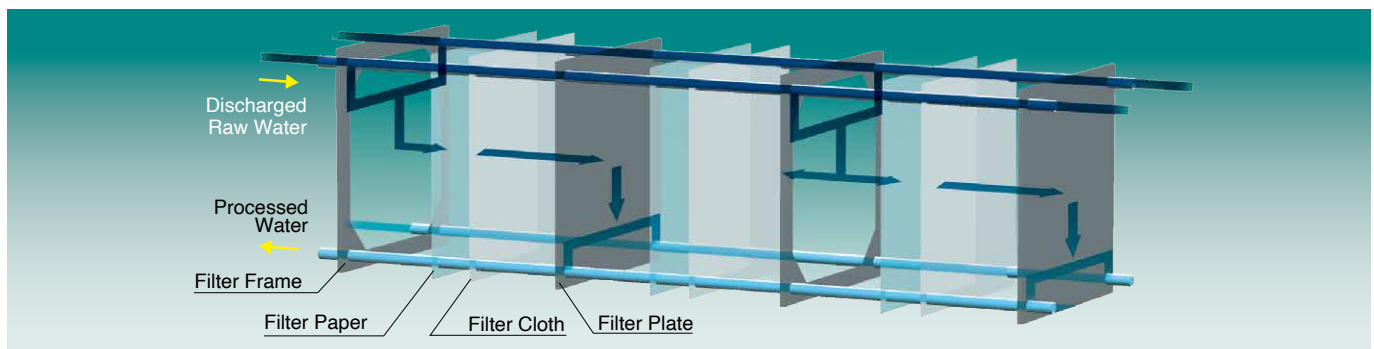


*Above data show an indicator because discharged raw water varies subject to barrel finishing condition.

Establishing Clean Environment is Permanent and Universal Mission.

Tipton Provides Clean Operation Environment.

Structure



Internal Structure and Liquid Flow

Dehydrater

- Easy to dispose cake with filter paper.
Exchangeable the unit by frame.
- No clogging in filter cloth and free from regular exchange of filter cloth.
General exchange cycle of filter cloth is once or twice per year.



Performance

Full Filtration Mechanism

Processed water is stable free from influence of change of property of discharged raw water (Applicable to high density discharged raw water).

*No discharging sludge from filtered water by precision filtration

Features and Points of Process of Discharged Water from Barrel Process

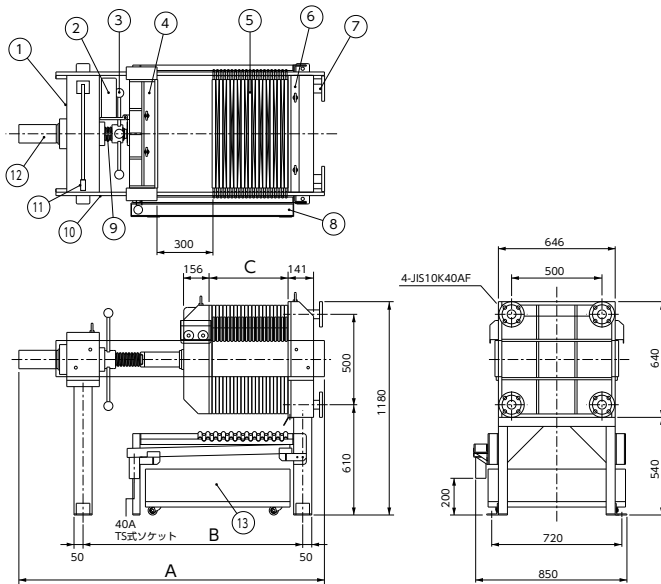
Discharged raw water from barrel finishing process has such features as unstable density, high density of suspended solids. Discharged raw water seem to be averaged if many units of barrel finishing machines are applied, but discharged raw water is not stable in property. Therefore, in general bigger capacity of discharged raw water tank is to be equipped to make property discharged raw water stable. High density of suspended solids result in settling out in the tank and its maintenance work (cleaning work) becomes hard work. It is the key how to treat unstable discharged raw water in density.

1. Chemical treatment (neutralization process) based on experience and actual achievement.

2. Physical treatment by filtration of full amount of discharged raw water to make processed water stable (solid-liquid separation).


Discharged raw water is treated through above two treatments.

4 Types according to the amount of discharged water.



No	Items	Remarks
1	Rear Head	
2	Fastening Bearing	
3	Fastening Handle	
4	Loose Head	
5	Filter Plate and Its Frame	
6	First Head	JIS10K40AF
7	Flange	40A TS Socket
8	Discharging Slot	
9	Fastening Axis	
10	Sidebar	
11	Manual Oil Hydraulic Pump	
12	Oil Hydraulic Cylinder	
13	Cake Box	

■ Process of Discharged Water



■ Specifications

Model		PFH4010	PFH6005	PFH6010	PFH6015
Processing Amount	(Day)	0.5m ³	0.7m ³	1.5m ³	2m ³
Number of Chamber		10	5	10	15
Dimension A	(mm)	1325	1490	1690	1890
Dimension B	(mm)	925	1015	1215	1415
Dimension C	(mm)	362	220	420	620
Filter Dimention	(m ²)	2.0	2.5	5.0	7.5
Volume of Filtering Chamber	(ℓ)	20	25	50	75
Processing Capacity	(m ³ /hr)	0.30	0.37	0.75	1.13
Main Unit Weight	(kg)	300	650	750	850

※ Processing capacity is based on fresh water.

(According to the condition of barrel finishing process, the amount of sludge is different. Thus, actual processing capacity is variable from the displayed value.)

※ Model:600 square (mm) x number of chamber. In 600 series, you can equip 600 chambers in maximum.

※ Full-automated type is also available.

※ The specifications of machines may be changed for improvement without prior notice.

※ Refer to the drawing above for dimension A, B and C capacity.



Head Office 3-19-21 Toyoda, Minami-Ku, Nagoya, Aichi Prefecture 457-8566 Japan
Tel: +81-52-692-6666 Fax: +81-52-692-9445

Overseas Sales 3-19-21 Toyoda, Minami-Ku, Nagoya, Aichi Prefecture 457-8566 Japan
Tel: +81-52-692-0901 Fax: +81-52-692-9445

Tobishima Factory 3-25-1 Odakara, Tobishima-Mura, Ama-Gun, Aichi Prefecture 490-1438 Japan
Tel: +81-567-56-7500 Fax: +81-567-56-7513

Quality Assurance Section for Product Quality Tel: +81-567-56-7503 Fax: +81-567-56-7516
Engineering Section for Machine Maintenance Tel: +81-567-56-7504 Fax: +81-567-56-7514

Web Site <http://www.tipton.co.jp/english/sales-department@tipton.co.jp>
E-mail overseas@tipton.co.jp



This catalog is printed using environment-friendly vegetable ink.
※ All unapproved reproductions of a report, a photograph, etc are forbidden found in this catalog.

● INQUIRIES